

Mono

Bifacial

HORAY


TIER1
BloombergNEF

Solar Galaxy

585–600 Watt

MONO-BIFACIAL MODULE

- IEC61215: 2021
- IEC61730: 2023
- TUV Rheinland Standard
- Lloyd'S Ariel Re
- Solar Performance Insurance
- ISO9001: 2015
- Quality Management System
- ISO14001:
- Environmental Management System
- CE: Europe Standard
- Inmetro Certificate
- Japan JP-AC
- China Quality Certification Centre
- Solar product certification



KEY FEATURES



MBB Cell

More uniform current collection capability, reducing the current heat loss of the internal cells.



Low Light Features

Higher performance under low light environment.



Higher Output Power

The output power of 120 half-cells Monocrystalline modules is up to 600W.



PID Protection

Ensure the attenuation probability caused by PID phenomenon is minimized.



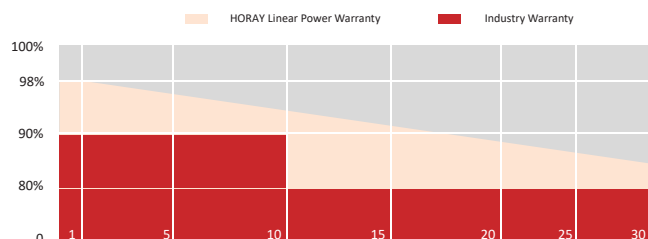
Harsh Environmental Adaptability

Strict salt spray and ammonia corrosion test by the third party.



Load Capacity

Mechanical load tests including wind load 2400 Pa and snow load 5400 Pa.



HEADQUARTER: HORAY SOLAR CO., LTD.

GLOBAL MARKETING AND SERVICE: HORAY SOLAR GMBH

✉ sales@horaysolar.com 🌐 www.horaysolar.com ☎ +86-510 83580688
📍 NO.30-5, East Yanxin Road, Huishan District, Wuxi 214177 Jiangsu P.R China

✉ info@horaysolar.com 🌐 www.horaysolar.com
📍 Robert-Bosch-StraBe 27-29, 63225 Langen, Germany

SPECIFICATIONS

Weight	36.5kg
Dimension	2174mm*1303mm*35mm
Cell Dimension	210*105mm
Cell Amount	60*2 pcs
Maximum System Voltage	1500V
Junction Box	IP68
Type of the front glass	2.0mm Coated ultra clear glass
Type of the back glass	2.0mm Heat-strengthened glass
Frame	Aluminum Alloy
Cable	4mm ² , +300,-300mm/±1300mm Length can be customized
Connector	MC4 compatible
Application Level	Class A

ELECTRICAL PARAMETERS AT STC

Module Type	HS585-MHG-D	HS590-MHG-D	HS595-MHG-D	HS600-MHG-D
Power	585W	590W	595W	600W
Open Circuit Voltage	40.90V	41.10V	41.30V	41.50V
Short Circuit Current	18.37A	18.42A	18.47A	18.52A
Maximum Power Voltage	33.80V	34.00V	34.20V	34.40V
Maximum Power Current	17.31A	17.35A	17.40A	17.44A
Module Efficiency	20.65%	20.85%	21.02%	21.20%

* Under Standard Test Conditions (STC) of irradiance of 1000 W/ m², spectrum AM 1.5 and cell temperature of 25°C.

ELECTRICAL PARAMETERS AT BNPI

Power	641W	646W	652W	657W
Open Circuit Voltage	40.90V	41.10V	41.30V	41.50V
Short Circuit Current	19.58A	19.65A	19.72A	19.79A
Maximum Power Voltage	33.80V	34.00V	34.20V	34.40V
Maximum Power Current	18.95A	19.00A	19.05A	19.10A

*Rear side power gain:The additional gain from the rear side compared to the power of the front side at the standard test condition.It depends on mounting (structure,height,tilt angle etc.)and albedo of the ground.

ELECTRICAL PARAMETERS AT NMOT

Power	447W	451W	455W	459W
Open Circuit Voltage	37.95V	38.14V	38.33V	38.51V
Short Circuit Current	15.06A	15.10A	15.15A	15.19A
Maximum Power Voltage	31.33V	31.52V	31.70V	31.89V
Maximum Power Current	14.27A	14.32A	14.36A	14.39A

* Under Nominal Module Operating Temperature (NMOT), irradiance of 800 W/ m², spectrum AM 1.5, ambient temperature 20°C, wind speed 1 m/s.

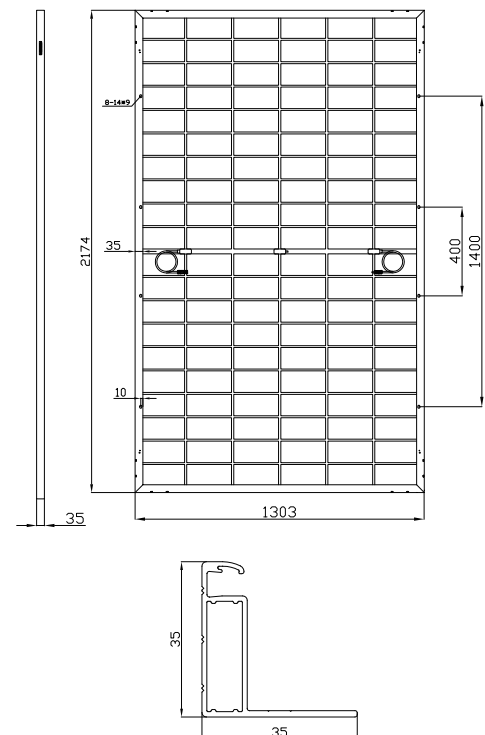
TEMPERATURE CHARACTERISTICS

NMOT	45±2°C
Temp Coefficient of ISC	+0.05%/°C
Temp Coefficient of VOC	-0.28%/°C
Temp Coefficient of Pmax	-0.34%/°C

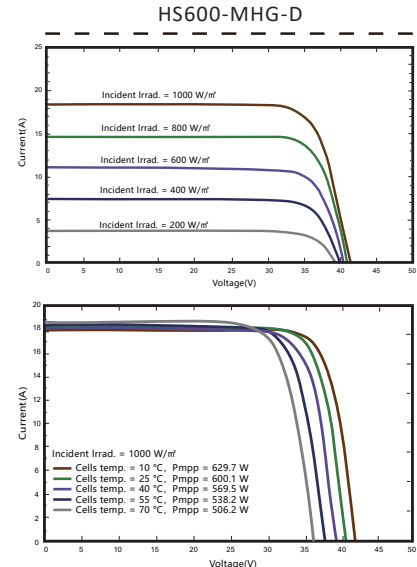
PACKING CONFIGURATION

Modules/Pallet	31 Pieces
Packaging Description	18 Pallets, Total=(31+31)x9=558 Pieces
Modules/40' Container	558 Pieces

MECHANICAL DIAGRAMS



CHARACTERISTICS



IV CHARACTERISTICS

Power selection	0~+5W
Measuring uncertainty of Pm	0~±3%
Operating Temperature	-40°C~+85°C
Wind Load/Snow Load	2400pa/5400pa
Fuse Current	30A

15
YEARS

Quality
Warranty

30
YEARS

Power
Warranty

CAUTION: READ SAFETY AND INSTALLATION INSTRUCTIONS BEFORE USING THE PRODUCT.

©2024 Horay Solar Co.,Ltd. All rights reserved. Specifications included in this datasheet are subject to change without notice.

Version number: MHG_D_EN_2024_A