

Mono

Bifacial

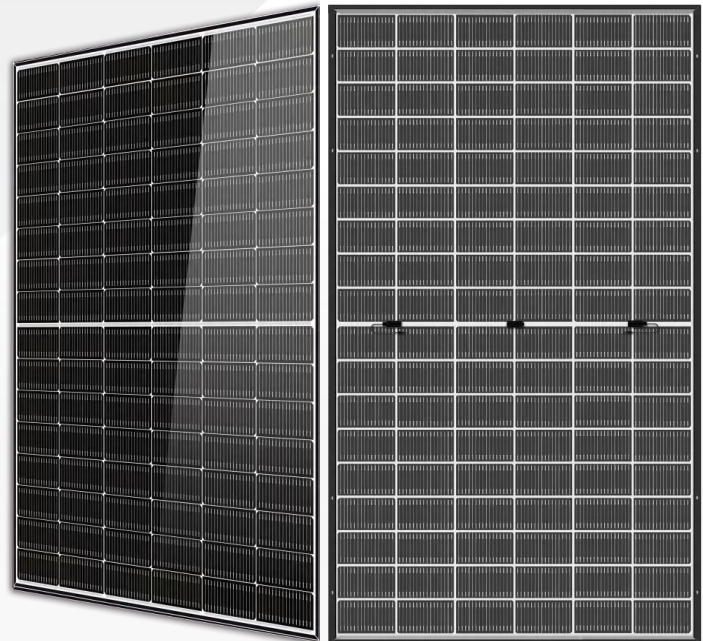
HORAY

Solar Galaxy

495-515 Watt N-Type

MONO-BIFACIAL MODULE

- IEC61215: 2021
- IEC61730: 2023
- TUV Rheinland Standard
- Lloyd'S Ariel Re
- Solar Performance Insurance
- ISO9001: 2015
- Quality Management System
- ISO14001:
- Environmental Management System
- CE: Europe Standard
- Inmetro Certificate
- Japan JP-AC
- China Quality Certification Centre
- Solar product certification



KEY FEATURES



SBBB Cell

More uniform current collection capability, reducing the current heat loss of the internal cells.



Low Light Features

Higher performance under low light environment.



Higher Output Power

The output power of 108 half-cells Monocrystalline modules is up to 515W.



LID Free

N-type solar cell has no LID naturally which can increase power generation.



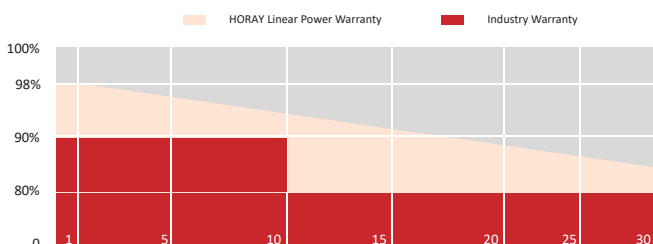
Harsh Environmental Adaptability

Strict salt spray and ammonia corrosion test by the third party.



Load Capacity

Mechanical load tests including wind load 2400 Pa and snow load 5400 Pa.



HEADQUARTER: HORAY SOLAR CO., LTD.

GLOBAL MARKETING AND SERVICE: HORAY SOLAR GMBH

✉ sales@horaysolar.com 🌐 www.horaysolar.com ☎ +86-510 83580688
 📍 NO.30-5, East Yanxin Road, Huishan District, Wuxi 214177 Jiangsu P.R China

✉ info@horaysolar.com 🌐 www.horaysolar.com
 📍 Robert-Bosch-StraBe 27-29,63225 Langen , Germany

SPECIFICATIONS

Weight	27kg
Dimension	1960mm*1134mm*30mm
Cell Dimension	182*105mm
Cell Amount	54*2 pcs
Maximum System Voltage	1500V
Junction Box	IP68
Type of the front glass	2.0mm Coated ultra clear glass
Type of the back glass	2.0mm Heat-strengthened glass
Frame	Aluminum Alloy
Cable	4mm ² ,+300,-300mm;Length can be customized
Connector	MC4 compatible
Application Level	Class A

ELECTRICAL PARAMETERS AT STC

Module Type	HS495TC-MHC-D	HS500TC-MHC-D	HS505TC-MHC-D	HS510TC-MHC-D	HS515TC-MHC-D
Power	495W	500W	505W	510W	515W
Open Circuit Voltage	39.96V	40.16V	40.35V	40.55V	40.74V
Short Circuit Current	15.74A	15.82A	15.90A	15.98A	16.06A
Maximum Power Voltage	33.21V	33.37V	33.53V	33.70V	33.86V
Maximum Power Current	14.91A	14.98A	15.06A	15.14A	15.21A
Module Efficiency	22.20%	22.43%	22.65%	22.88%	23.10%

* Under Standard Test Conditions (STC) of irradiance of 1000 W/ m², spectrum AM 1.5 and cell temperature of 25°C.

ELECTRICAL PARAMETERS AT BNPI

Power	545W	550W	556W	561W	567W
Open Circuit Voltage	39.96V	40.16V	40.35V	40.55V	40.74V
Short Circuit Current	17.47A	17.56A	17.65A	17.74A	17.83A
Maximum Power Voltage	33.21V	33.37V	33.53V	33.70V	33.86V
Maximum Power Current	16.40A	16.48A	16.57A	16.65A	16.73A

*Rear side power gain:The additional gain from the rear side compared to the power of the front side at the standard test condition. It depends on mounting (structure,height,tilt angle etc.)and albedo of the ground.

ELECTRICAL PARAMETERS AT NMOT

Power	377W	381W	385W	389W	392W
Open Circuit Voltage	37.96V	38.14V	38.33V	38.51V	38.70V
Short Circuit Current	12.71A	12.78A	12.84A	12.91A	12.97A
Maximum Power Voltage	30.93V	31.08V	31.23V	31.38V	31.53V
Maximum Power Current	12.20A	12.26A	12.32A	12.38A	12.45A

* Under Nominal Module Operating Temperature (NMOT), irradiance of 800 W/ m², spectrum AM 1.5, ambient temperature 20°C, wind speed 1 m/s.

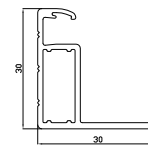
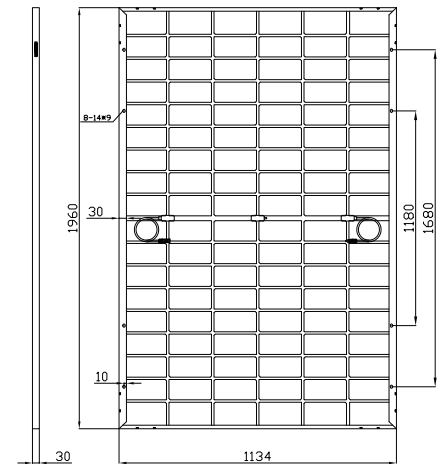
TEMPERATURE CHARACTERISTICS

NMOT	45±2°C
Temp Coefficient of ISC	+0.05%/°C
Temp Coefficient of VOC	-0.28%/°C
Temp Coefficient of Pmax	-0.34%/°C

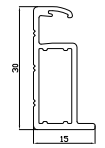
PACKING CONFIGURATION

Modules/Pallet	37 Pieces
Packaging Description	22 Pallets, Total=(37+37)x11=814 Pieces
Modules/40' Container	814 Pieces

MECHANICAL DIAGRAMS

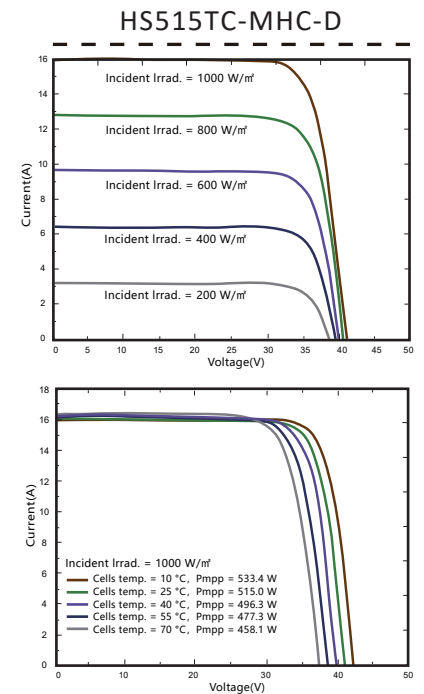


Section diagram of long frame profile



Section diagram of short frame profile

CHARACTERISTICS



MAXIMUM RATING

Power selection	0~+5W
Measuring uncertainty of Pm	0~±3%
Operating Temperature	-40°C~+85°C
Wind Load/Snow Load	2400pa/5400pa
Fuse Current	30A

15 YEARS Quality Warranty

30 YEARS Power Warranty