

Mono


Bifacial

HORAY

Solar Galaxy

510–535 Watt N-Type MONO-BIFACIAL MODULE

- IEC61215: 2021
- IEC61730: 2016
- TUV Rheinland Standard
- Lloyd'S Ariel Re
- Solar Performance Insurance
- ISO9001: 2015
- Quality Management System
- ISO14001:
- Environmental Management System
- CE: Europe Standard
- Inmetro Certificate
- Japan JP-AC



KEY FEATURES



SMBB Cell

More uniform current collection capability, reducing the current heat loss of the internal cells.



Low Light Features

Higher performance under low light environment.



Higher Output Power

The output power of 100 half-cells Monocrystalline modules is up to 535W.



LID Free

N-type solar cell has no LID naturally which can increase power generation.



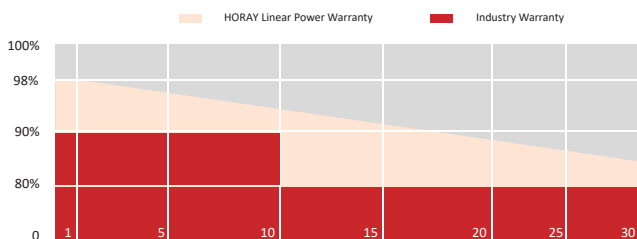
Harsh Environmental Adaptability

Strict salt spray and ammonia corrosion test by the third party.



Load Capacity

Mechanical load tests including wind load 2400 Pa and snow load 5400 Pa.



HEADQUARTER: HORAY SOLAR CO., LTD.

GLOBAL MARKETING AND SERVICE: HORAY SOLAR GMBH

✉ sales@horaysolar.com 🌐 www.horaysolar.com ☎ +86-510 83580688
 📍 NO.30-5, East Yanxin Road, Huishan District, Wuxi 214177 Jiangsu P.R China

✉ info@horaysolar.com 🌐 www.horaysolar.com
 📍 Robert-Bosch-Str. 29, Langen, Frankfurt am Main, Germany

SPECIFICATIONS

Weight	28kg
Dimension	2174mm*1096mm*35mm
Cell Dimension	210*105mm
Cell Amount	50*2 pcs
Maximum System Voltage	1500V
Junction Box	IP68
Type of the front glass	2.0mm Coated ultra clear glass
Type of the back glass	2.0mm Heat-strengthened glass
Frame	Aluminum Alloy
Cable	4mm ² ,+300,-300mm/±1300mm Length can be customized
Connector	MC4 compatible
Application Level	Class A

ELECTRICAL PARAMETERS AT STC

Module Type	HS510TC-MHG-D	HS515TC-MHG-D	HS520TC-MHG-D	HS525TC-MHG-D	HS530TC-MHG-D	HS535TC-MHG-D
Power	510W	515W	520W	525W	530W	535W
Open Circuit Voltage	36.65V	36.75V	36.85V	37.00V	37.20V	37.50V
Short Circuit Current	17.94A	17.97A	18.02A	18.06A	18.10A	18.14A
Maximum Power Voltage	31.53V	31.65V	31.85V	32.05V	32.25V	32.45V
Maximum Power Current	16.18A	16.27A	16.33A	16.38A	16.43A	16.49A
Module Efficiency	21.40%	21.61%	21.82%	22.03%	22.24%	22.45%

* Under Standard Test Conditions (STC) of irradiance of 1000 W/m², spectrum AM 1.5 and cell temperature of 25°C.

ELECTRICAL PARAMETERS AT BNPI

Power	561W	567W	572W	578W	583 W	589W
Open Circuit Voltage	36.65V	36.75V	36.85V	37.00V	37.20V	37.50V
Short Circuit Current	19.91A	19.95A	20.00A	20.04A	20.09A	20.14A
Maximum Power Voltage	31.53V	31.65V	31.85V	32.05V	32.25V	32.45V
Maximum Power Current	17.80A	17.90A	17.96A	18.02A	18.08A	18.14A

*Rear side power gain:The additional gain from the rear side compared to the power of the front side at the standard test condition. It depends on mounting (structure,height,tilt angle etc.)and albedo of the ground.

ELECTRICAL PARAMETERS AT NMOT

Power	389W	392W	396W	400W	404W	408W
Open Circuit Voltage	36.65V	36.75V	36.85V	37.00V	37.20V	37.50V
Short Circuit Current	13.67A	13.69A	13.73A	13.76A	13.79A	13.82A
Maximum Power Voltage	31.53V	31.65V	31.85V	32.05V	32.25V	32.45V
Maximum Power Current	12.33A	12.40A	12.44A	12.48A	12.52A	12.56A

* Under Nominal Module Operating Temperature (NMOT), irradiance of 800 W/m², spectrum AM 1.5, ambient temperature 20°C, wind speed 1 m/s.

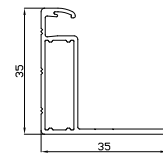
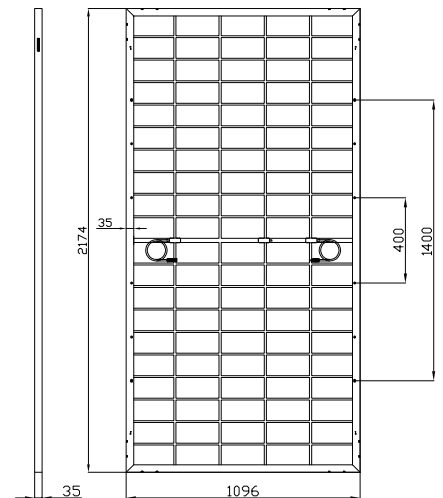
TEMPERATURE CHARACTERISTICS

NMOT	45±2°C
Temp Coefficient of ISC	+0.04%/°C
Temp Coefficient of VOC	-0.23%/°C
Temp Coefficient of Pmax	-0.28%/°C

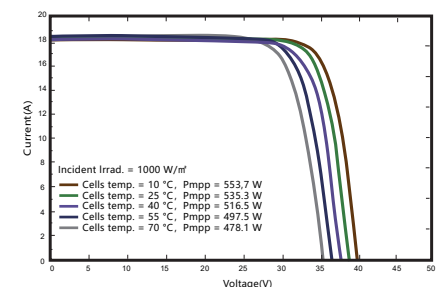
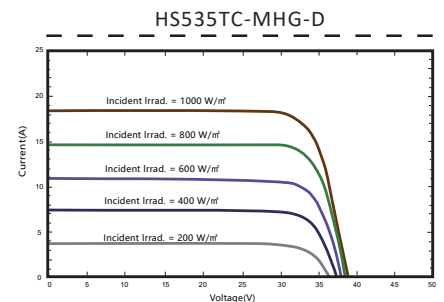
PACKING CONFIGURATION

Modules/Pallet	31 Pieces
Packaging Description	18 Pallets, Total=(31+31)x9=558 Pieces
Modules/40' Container	558 Pieces

MECHANICAL DIAGRAMS



IV CHARACTERISTICS



MAXIMUM RATING

Power selection	0~+5W
Measuring uncertainty of P _m	0~±3%
Operating Temperature	-40°C~+85°C
Wind Load/Snow Load	2400pa/5400pa
Fuse Current	30A



Quality
Warranty



Power
Warranty

CAUTION: READ SAFETY AND INSTALLATION INSTRUCTIONS BEFORE USING THE PRODUCT.

©2023 Horay Solar Co.,Ltd. All rights reserved. Specifications included in this datasheet are subject to change without notice.

Version number: TC_MHG_EN_2024_A